



How to Make a Preschool Tuition Payment Online

12 Steps | 2 minutes



Arlingtonchurch

Step 0 of 12

Get Started →

1

Visit arlingtonchurch.com

Step 1 of 12



Next →

2

Click "Giving"



Step 2 of 12

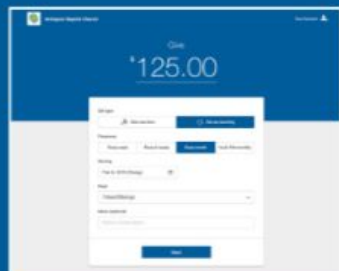


Next →

3

Click "Start Now!"

We are excited to introduce a new way to give online!



This is just the first step in evolving our online and mobile giving solutions, making it easier than ever to give wherever you are.

Start Now!

Giving is a response to God's generous outpouring of love. As the scripture says giving should not be done out of compulsion but in love. When we give in love it honors God and brings us joy.

We encourage everyone to begin trusting God in this area of their life. Give in response to God's great love and watch what He does in your life. Giving really is a part of how we worship God.

"Each one must give as he has decided in his heart, not reluctantly or under compulsion, for God loves a cheerful giver."

Step 3 of 12



Next →

4

Enter amount of tuition payment.



Step 4 of 12

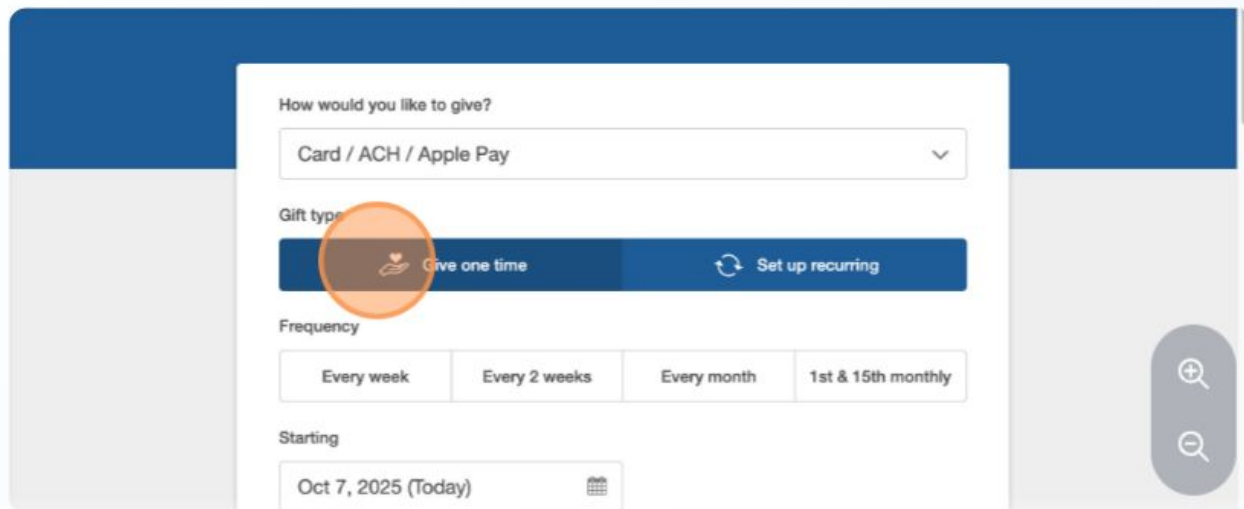


Next →

5

If you'd like to log in each month to make your payment, select "Give One Time". Select "Set Up Recurring" if you'd like your payment to automatically be made each month. Follow the ...

[Show More](#)



The screenshot shows a donation form with the following sections:

- How would you like to give?**: A dropdown menu with the selected option "Card / ACH / Apple Pay".
- Gift type**: Two buttons, "Give one time" (highlighted with an orange circle) and "Set up recurring".
- Frequency**: Four buttons: "Every week", "Every 2 weeks", "Every month", and "1st & 15th monthly".
- Starting**: A date field showing "Oct 7, 2025 (Today)" with a calendar icon.

On the right side of the form, there are two circular icons: a plus sign (+) and a magnifying glass (🔍).

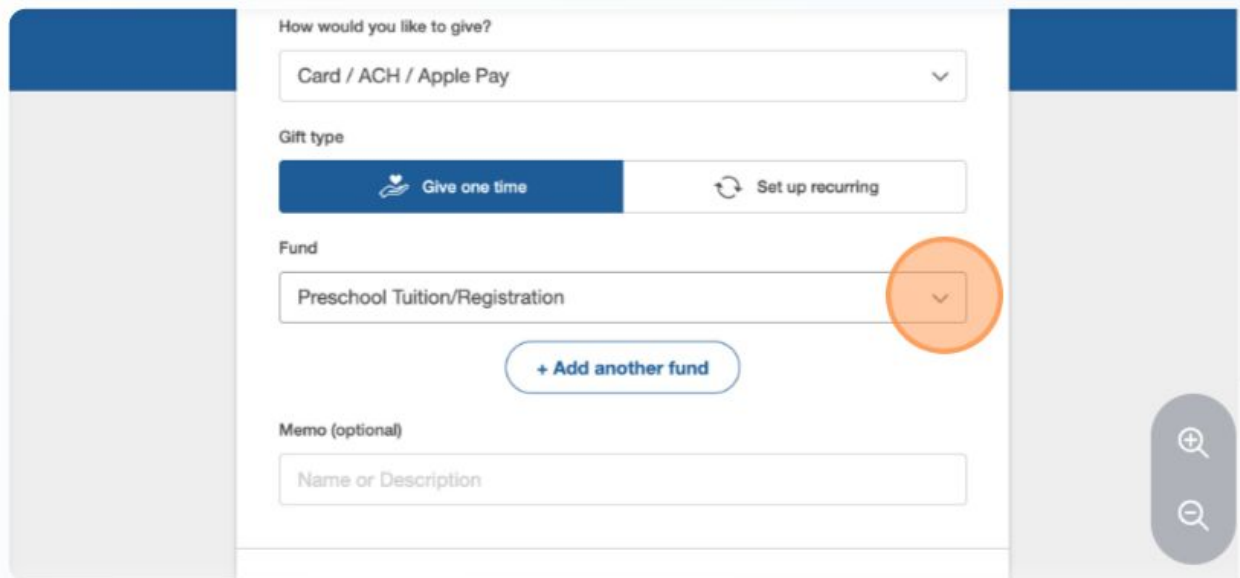
Step 5 of 12



Next →

6

Select "Preschool Tuition/Registration" from the dropdown fund menu.



How would you like to give?

Card / ACH / Apple Pay

Gift type

Give one time Set up recurring

Fund

Preschool Tuition/Registration

+ Add another fund

Memo (optional)

Name or Description

The screenshot shows a donation form with several sections. The 'Fund' section has a dropdown menu currently displaying 'Preschool Tuition/Registration'. An orange circle is drawn around the dropdown arrow icon on the right side of this menu. Below the fund selection is a button labeled '+ Add another fund'. The form is flanked by blue and grey vertical bars, and a search icon is visible on the right bar.

Step 6 of 12




Next →


7

Add your child's name to in the Memo section.

Card / ACH / Apple Pay

Gift type

 Give one time

 Set up recurring


Fund

Preschool Tuition/Registration

+ Add another fund

Memo (optional)

Name or Description



Next

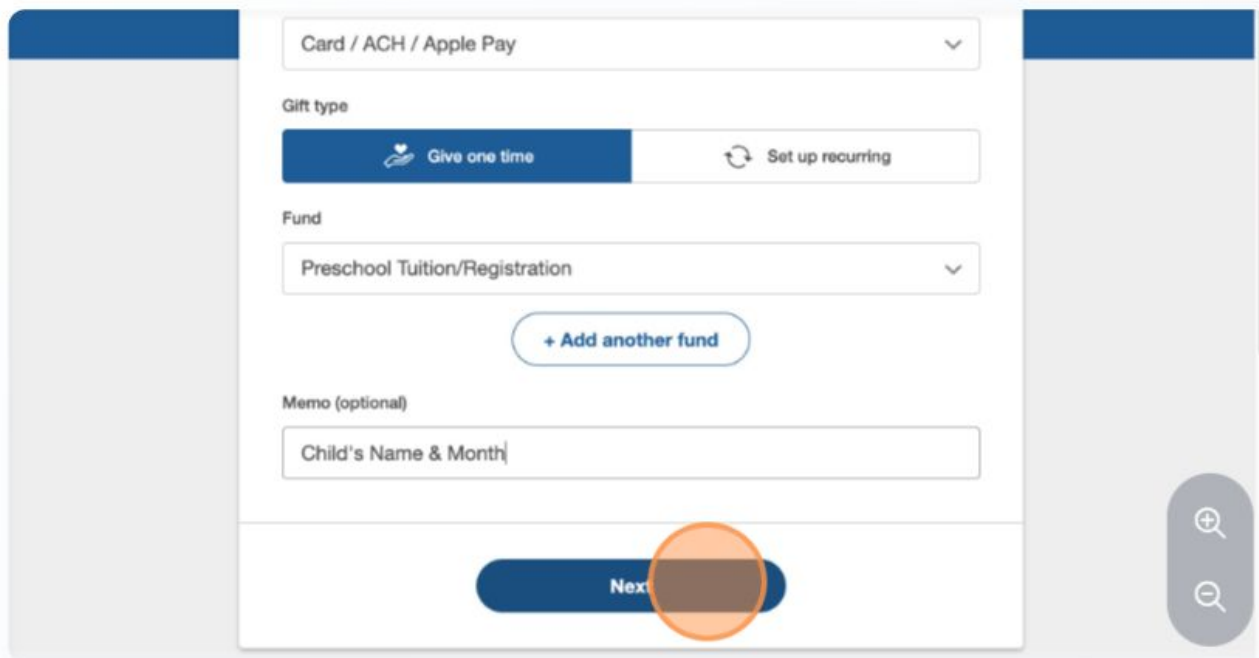
Step 7 of 12



Next →

8

Press "Next".



Card / ACH / Apple Pay

Gift type

Give one time Set up recurring

Fund

Preschool Tuition/Registration

+ Add another fund

Memo (optional)

Child's Name & Month

Next

Step 8 of 12



Next →

9

Enter your cell phone number and proceed to the next screen.

Step 9 of 12



Next →

10

Enter the security code from the confirmation text. Click "Confirm".

Step 10 of 12



Next →

11

Select a saved payment or click the option to set up a new payment method (credit card, debit card, Apple Pay, or bank account). If you're adding your bank account, you will need your routing and ...

[Show More](#)

Step 11 of 12



Next →

12

Click "Give \$XXX.XX".

Step 12 of 12



Finish →



2026-2027 ACAP's Tuition Online Payment Rates per Month

	ACH Rate	Debit Rate	Credit Rate
2 Days	\$223.00	\$226.00	\$227.00
3 Days	\$268.00	\$272.00	\$274.00
5 Days	\$354.00	\$360.00	\$361.00
TK	\$369.00	\$375.00	\$377.00
Full Day	\$768.00	\$780.00	\$784.00
Full Day - TK	\$779.00	\$790.00	\$794.00